

FEP ME 640



SECURITY TECHNOLOGY

THE REAL COST-EFFECTIVE CHECKPOINT CHOICE

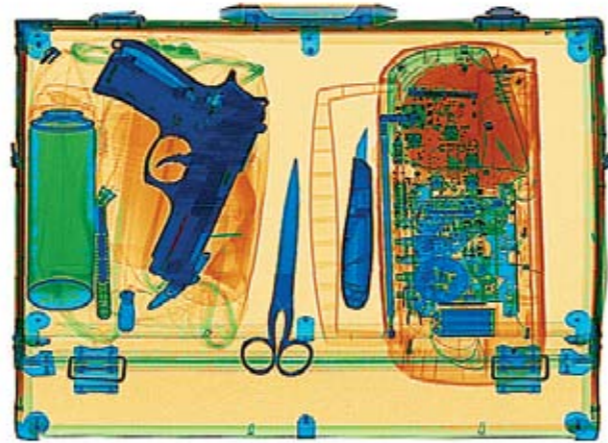
- Superior B&W and color image quality
- Designed to show threat items and organic materials inside a hand-bag
- Ideal to scan items of any shape, thanks to the brand-new photocell bar
- Features state-of-the-art detection technology and PC data management software
- Advanced service software
- Network ready
- TIP complying with EU 23/2008
- User friendly

A NEW IMAGE SENSATION

- Completely renewed imaging software
- First-class penetration and resolution
- Real time "On-the-fly" image processing at 24-bit
- Automatic color coding of materials with different Z (organic, inorganic, metallic)

MORE POWER TO THE OPERATING SYSTEM

- Intuitive operator interface
- Multi-level access
- Multi-tasking capabilities
- New digital archiving system
- High interoperability
- Client-server platform
- Windows compatible
- Real-time operating system functions



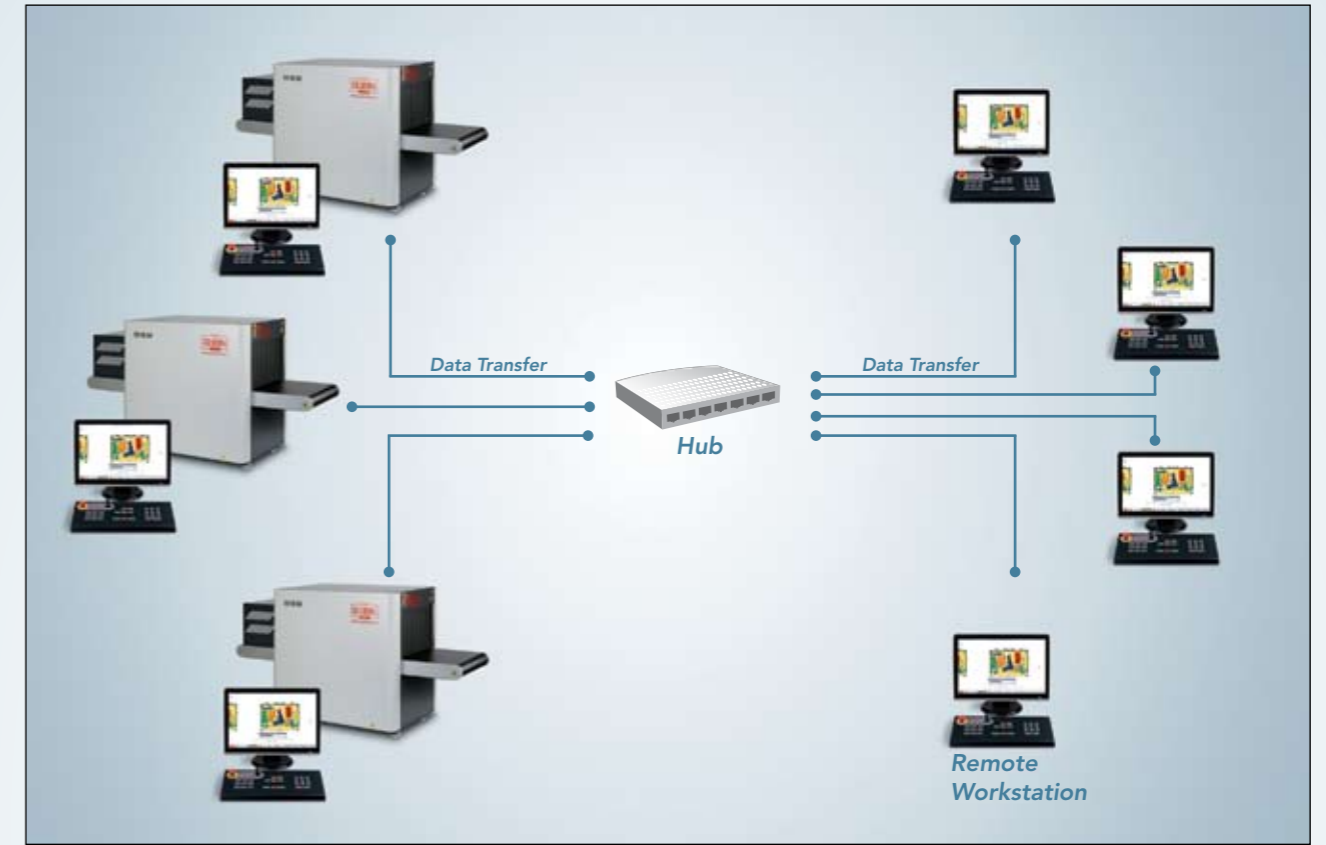
Color image: Materials with different Z



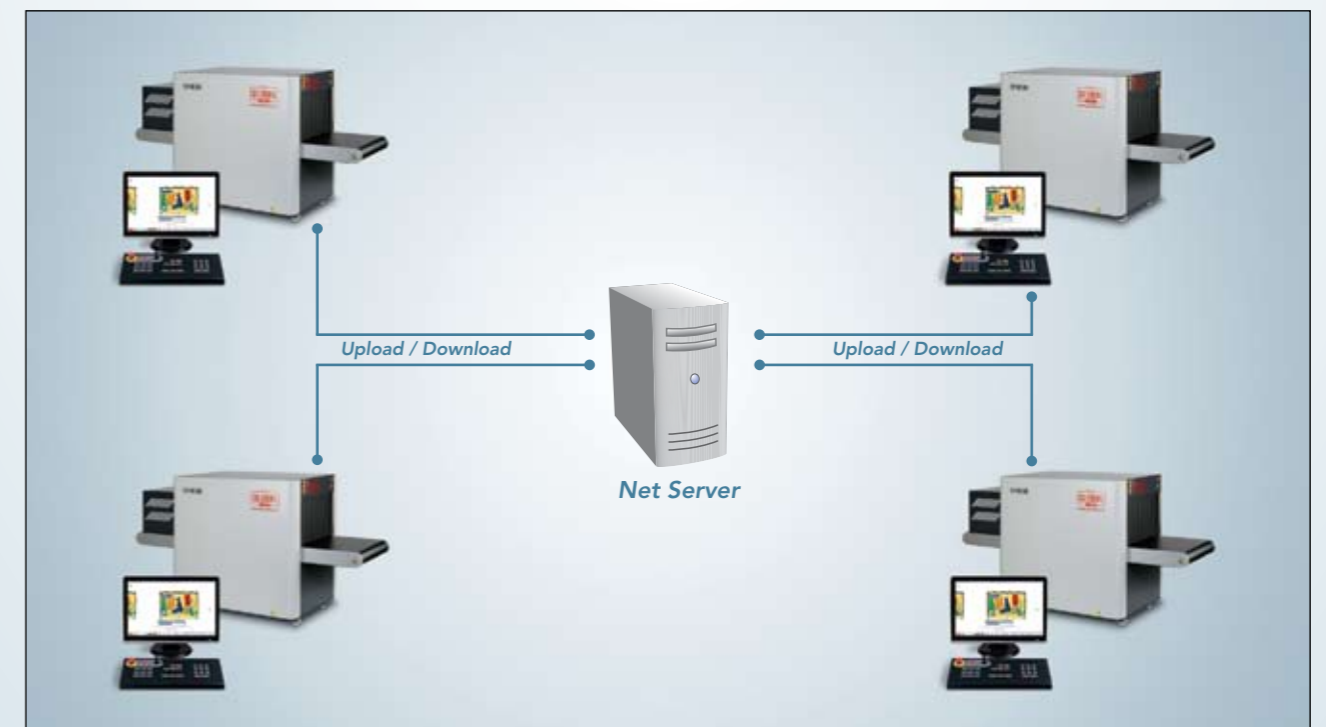
Black and white image: Details and definition



A TRUE NETWORK EXPERIENCE



- Data sharing
- TIP reports and configurations accessible from a supervisor station
- Central archive of all work sessions and images acquired on the network (networking AIMS)
- Management of the network operating settings from a remote supervisor workstation
- Further screening with remote operator workstation(s)
- Multilevel inspection architecture
- Fully compatible with all Gilardoni equipment



TECHNICAL SPECIFICATIONS

Inspection unit

- Dimensions: 2280mm (L) x 905mm (W) x 1250mm (H)
- Weight: 450kg
- Inspection tunnel size: 606mm (W) x 405mm (H)
- Conveyor belt height: 680mm (adjustable)
- Belt speed: 0.2m/s
- Maximum bag weight: 165kg
- 1 17" CRT monitor SVGA, 1280 x 1024
- Power supply: Monophase 230VAC or 110VAC +/- 10%
- Frequency: 50/60Hz +/- 3Hz
- Power absorption: $\leq 1.5\text{kVA}$
- Duty cycle: 100%

X-Ray generator

- High frequency monoblock
- Tension at x-ray tube: 150kV
- Current at x-ray tube: 0.5mA
- Beam Orientation: Diagonal upwards

Detection characteristics

- Resolution: 38 AWG guaranteed, 41 AWG typical
- Penetration: 27mm steel guaranteed, 30mm typical
- Detectors: Two "L"-shaped rows of photodiodes

Environmental compliance

- Operational temperatures: 0°C – 40°C
- Storage temperature: -20°C – +60°C
- Humidity: 95% without condensation
- Protection class: IP22
- Noise level: < 60dB (A)

Standard image enhancement features

- Organic/inorganic materials discrimination (low Z, medium Z and high Z)
- Continuous contrast variation

- Continuous variation of penetration levels
- Reverse Image
- Variable edge enhancement
- Energy stripping
- Pseudo colours
- Continuous Zoom x2 up to x64 & Rotozoom
- All features available "on the fly"

Advanced functions

- Density alarm (adjustable threshold)
- Image storage on removable devices
- Off-line post-processing on work sessions


Health and Safety

- The system fully meets the applicable international regulations for X-Ray equipment
- Leakage dose at 10cm: < 1.0 μSv / hour (0.1mR/h)
- Film safety: guaranteed up to ISO 1600/33 DIN

Options

- ADS
- TIP
- NetServer & TIPNet
- Digital Image Archiving (AIMS)
- AIMS Networking
- Modular Roller Tables
- 17" or 19" LCD Monitors
- 19" Widescreen LCD Monitors
- Monitor Enclosure
 - Short belt version (180cm)
- Foldable roller tables and console
- Remote Workstation(s)
- UPS

REFERENCE REGULATION: EC, IEC, TSA, STAC, DFT, ENAC



Reserving the right to improve and modify



Dimensions in mm

RESEARCH LABORATORIES acknowledged "Highly Qualified" with decree D.M. 9-10-1985 – L.46/82 art.4

Head office and facilities:

Via **Arturo Gilardoni**, 1 - 23826 Mandello del Lario (LC) - Italy
tel. (+39) 0341-705.111 - fax (+39) 0341-735.046
e-mail: security@gilardoni.it - www.gilardoni.it
tel. (+39) 0341-705.311 - 0341-705.224

Export department:

